

# Power Platform Licensing Guide



June 2024

# Table of Contents

Table of Contents.....	2
How to buy .....	4
Microsoft Licensing Programs .....	4
Product licensing .....	4
Recommended offers .....	5
Other options .....	9
<b>Power Apps</b> .....	9
<b>Power Automate</b> .....	12
<b>Microsoft Copilot Studio</b> .....	18
<b>Power Pages</b> .....	20
<b>AI Builder</b> .....	24
<b>Dataverse</b> .....	26
Additional Resources.....	28
Multiplexing .....	28
Licensing Requirements for External Users.....	29
Trials and Implementation.....	29
Development and Testing .....	29
Pricing .....	29
Power Platform Service Support.....	29
Appendix A: Terminology and Custom Tables .....	30
Appendix B: Dynamics 365, Microsoft/Office 365, and Windows licenses that include Power Platform capabilities .....	32
Appendix C: Change Log.....	33

## Using This Guide

Use this guide to improve your understanding of how to license Microsoft Power Apps, Power Automate, Copilot Studio, Power Pages, and Power Platform add-ons.

To facilitate understanding of licensing requirements this guide is structured as follows:

- 1) How to buy
- 2) Product licensing
- 3) Additional resources
- 4) Notes: Change log

For help determining the right technology solution for any given organization, including the license requirements for a specific product or scenario, consult with your Microsoft account team or your [Microsoft Certified Partner](#). This guide does not supersede or replace any of the legal documentation covering use rights.

For more information on purchasing Microsoft Products and Microsoft Licensing Programs, in the U.S. visit [Microsoft Licensing Program Guides](#) or call Microsoft Sales at (855) 270-0615, and internationally visit [Microsoft Volume Licensing](#).

## What's new in this licensing guide

See the Change log [Appendix C](#), for minor changes effective June 2024.

Microsoft reserves the right to review or update this document at any time without notice.

Users should take care to always use the latest version of the licensing guide for the most up-to-date information. The latest version of this guide can be found [here](#).

## How to buy

### Microsoft Licensing Programs

#### Power Platform subscription licenses

Power Platform subscription licenses can be purchased through these channels:

- [Enterprise Agreement \(EA\)](#)
- [Enterprise Agreement Subscription \(EAS\)](#)
- [Server and Cloud Enrollment \(SCE\)](#)
- [Microsoft Products and Services Agreement \(MPSA\)](#)
- [Enterprise Agreement for Government](#)
- [Enrollment for Education Solutions \(EES\)](#)
- [Microsoft Partners](#)
- Directly from Microsoft
  - [Power Apps](#)
  - [Power Automate](#)
  - [Copilot Studio](#)
  - [Power Pages](#)

### Product licensing

Power Apps, Power Automate, Copilot Studio and Power Pages provide licensed users the ability to create and run apps, bots, and custom websites. Any user or device that inputs data into, queries, views data from or otherwise accesses Power Apps, Power Automate, Copilot Studio and Power Pages, directly or indirectly must be properly licensed. Power Apps, Power Automate, Copilot Studio and Power Pages use rights can be purchased through the Power Platform subscription licenses, Power Platform subscription add-on licenses, and Power Platform pay-as-you-go meters.

#### Power Platform subscription licenses\*

- Power Apps
  - Power Apps Premium
  - Power Apps per app
- Power Automate
  - Power Automate Premium
  - Power Automate Process
  - Power Automate Hosted Process
- Power Automate per user
- Power Automate per flow
- Copilot Studio
  - Copilot Studio
- Power Pages
  - Power Pages Authenticated users
  - Power Pages Anonymous users

#### Power Platform subscription add-on licenses

- Power Automate Process Mining add-on
- Power Automate unattended RPA add-on
- AI Builder capacity add-on
- Dataverse Database capacity add-on
- Dataverse File capacity add-on
- Dataverse Log capacity add-on
- Power Platform Requests add-on

\*Power Platform products are licensed: per User Subscription (User SLs), per bot, per tenant, and capacity add-ons per tenant. These license types vary by product.





#### Power Platform pay-as-you-go meters

- Power Apps per app meter
- Power Pages Authenticated users meter
- Power Pages Anonymous users meter
- Dataverse Database capacity meter
- Dataverse File capacity meter
- Dataverse Log capacity meter

Limited Power Platform use rights are included with select Dynamics 365, Microsoft/Office 365 and Windows licenses enabling licensed users to create applications and flows based on Microsoft 365 data. These productivity apps can also utilize data outside of Microsoft 365 by connecting to common services including Box.com, Facebook, and many more via the use of standard connectors. Please refer to the summary of Power Apps, Power Automate, Copilot Studio and Power Pages tables for details.

# Power Platform

## Recommended offers

 <p><b>Power Apps</b> Application Development</p> <hr/> <p><b>Premium</b> \$20 per user / month</p>	 <p><b>Power Automate</b> Workflow Automation</p> <hr/> <p><b>Premium</b> \$15 per user / month</p> <p><b>Process</b> \$150 per bot / month</p>	 <p><b>Copilot Studio</b> Build Copilots</p> <hr/> <p><b>Per tenant capacity</b> \$200 for 25,000 messages per tenant/month</p>	 <p><b>Power Pages</b> Web App Development</p> <hr/> <p><b>Capacity packs</b> Tier 3 (100k+ users): \$50 for 100 Authenticated users / month or \$25 for 500 Anonymous users / month</p>
--	--	---	---

For Power BI licensing information, refer to [Power BI License Types and Capabilities](#).

## Power Apps

### Power Apps Premium

Power Apps Premium is best for businesses that want one license for users, regardless of the number of apps they need to run. This offer allows licensed users to create and run unlimited custom applications and create and access unlimited Power Pages websites.

## Summary of Power Apps

		Power Apps subscription	Power Apps use rights included with:	Power Apps Basic
		<b>RECOMMENDED MOTION</b> <b>Power Apps Premium</b> \$20 per user/month (or \$12 per user/month w/2,000+ new licenses)	<b>Select Dynamics 365 Professional and Enterprise licenses</b> <sup>1</sup>	Use rights with <b>select Microsoft 365 and Office 365 licenses</b>
Plans	Capabilities			
Power Apps	Run custom apps	Unlimited apps	Within same environment as licensed D365 application(s)	Unlimited
	Run workflows within the custom app <sup>2</sup>	Within app context	Within app context	●
	Run custom websites	Unlimited websites		
AI Builder	Service credits <sup>3</sup>	500 credits		
Power Platform connectors	Standard connectors	●	●	●
	Premium and custom connectors	●	●	
	On prem and cloud svcs. data transfer	●	●	
Dataverse	Full Dataverse access	●	●	Dataverse for Teams only
	Create and access custom tables <sup>4,5</sup>	●	Pro limited to 15 per app	
	Dataverse Database capacity (Accrued)	250 MB <sup>6</sup>		
	Dataverse File capacity (Accrued)	2 GB <sup>6</sup>		
Managed Environments	Admin and governance at scale <sup>7</sup>	●	Within app context <sup>8</sup>	

<sup>1</sup> Dynamics 365 Pro does not have use rights for Power Apps or Power Pages.

<sup>2</sup> Power Automate use rights included with Power Apps do not include RPA functionality, which requires a separate purchase of Power Automate Premium.

<sup>3</sup> Cap on accrued capacity: 1,000,000 credits per tenant. For more AI Builder service credits, use the AI Builder capacity add-on.

<sup>4</sup> For Power Apps use rights with restricted tables and exceptions for case tables, see [Restricted tables requiring Dynamics 365 licenses](#)

<sup>5</sup> For exceptions to Dynamics 365 Field Service use rights for Power Apps users, refer to the [Dynamics 365 Licensing Guide](#).

<sup>6</sup> Dataverse Database and Dataverse File capacity entitlements accrue at the tenant level. Additional Dataverse Database, File and Log subscription capacity are available via the Dataverse 1 GB capacity add-ons.

<sup>7</sup> When Managed Environments is activated in a specific environment, all Power Apps, Power Automate, Copilot Studio, and Power Pages usage in that environment requires full licenses. Please review [Power Platform Managed Environments](#) for more details.

<sup>8</sup> Managed Environments is not included with Dynamics 365 Pro licenses.

Click [here](#) to jump to more information on Power Apps.

## Power Automate

### Power Automate Premium

Power Automate Premium per user enables licensed users to automate modern applications via API-based digital process automation (cloud flows) and legacy applications via UI-based robotic process automation (desktop flows) in attended mode.

### Power Automate Process

Power Automate Process licenses a single 'automation' bot or critical business process that can be used to automate a process via robotic process automation in unattended fashion, or UI-based digital process automation.

## Summary of Power Automate

Plans	Capabilities	Power Automate subscriptions		Power Automate use rights included with:				Power Automate Basic
		RECOMMENDED MOTION Power Automate Premium \$15 per user/month <sup>1</sup>	RECOMMENDED MOTION Power Automate Process \$150 per bot/month <sup>2</sup>	Copilot Studio	Power Apps	Select D365 Pro & Ent. licenses	Windows	Use rights with select Microsoft 365 and Office 365 licenses
Power Automate <sup>3</sup>	Cloud flows: (DPA) Automated, instant, and scheduled flows	●	●	● <sup>4</sup>	● <sup>4</sup>	● <sup>4</sup>		●
	Business process flows	●	●		● <sup>4</sup>	● <sup>4</sup>		
	Attended desktop flows (robotic)	●					● <sup>5</sup>	
	Unattended desktop flows (RPA)		●					
Process Mining	Task Mining	●						
	Cloud flows process mining integration	●						
	Visualize and analyze processes	● <sup>6,7</sup>						
Power Platform connectors	<u>Standard</u> connectors	●	●	● <sup>4</sup>	● <sup>4</sup>	● <sup>4</sup>		●
	<u>Premium</u> and <u>custom</u> connectors	● <sup>8</sup>	● <sup>8</sup>	● <sup>4</sup>	● <sup>4</sup>	● <sup>4</sup>		
	On premises and cloud services data transfer	●	●	● <sup>4</sup>	● <sup>4</sup>	● <sup>4</sup>		
AI Builder	Service credits <sup>9</sup>	5,000	5,000					
Dataverse	Dataverse use rights	●	●	● <sup>4</sup>	● <sup>4</sup>	● <sup>4</sup>		Within Teams only
	Database (Accrued)	250 MB <sup>10</sup>	50 MB <sup>10</sup>					
	File (Accrued)	2 GB <sup>10</sup>	200 MB <sup>10</sup>					
Managed Environs.	Admin and governance at scale <sup>11</sup>	●	●	●	●	● <sup>4,12</sup>		

<sup>1</sup> Per tenant/month, one license allows user or capacity usage in any environment in the tenant

<sup>2</sup> Per environment/month, one license allows the bot or process to be used in a single environment. An additional license is required if the same bot or process is deployed in a different environment.

<sup>3</sup> See [technical documentation](#) for definitions of each flow type.

<sup>4</sup> Within app context

<sup>5</sup> Via [Power Automate desktop](#) only; a free application not intended for business-critical functions, with no SLA or Microsoft support. cloud flows, standard/premium connectors,

orchestration (scheduled or automatic triggers for desktop flows, attended or unattended, combine cloud flows + desktop flows in a single automation), sharing desktop flows developing in a different environment than the default, Automation Lifecycle Management (ALM), monitoring, execution logs are not included.

<sup>6</sup> The Power Automate Premium license includes the Process Mining desktop app with advanced analytics and optional Power BI customization with a separate purchase of Power BI. Process Advisor that comes with Power Automate Premium licenses includes out of the box process mining capabilities (prebuilt templates) with very limited customization.

<sup>7</sup> 50 MB of Process Mining data storage per user license, cap on accrued capacity: 100 GB per tenant.

<sup>8</sup> Desktop flow connector included (This desktop flow connector is not included with Windows licenses).

<sup>9</sup> Cap on accrued capacity: 1,000,000 credits per tenant. For more AI Builder service credits, use the AI Builder capacity add-on.

<sup>10</sup> Dataverse Database and Dataverse File subscription capacity is pooled at the tenant level. Additional Dataverse Database, Dataverse File and Dataverse Log subscription capacity can be purchased in increments of 1 GB.

<sup>11</sup> When Managed Environments is activated in a specific environment, all Power Apps, Power Automate, Copilot Studio, and Power Pages usage in that environment requires standalone licenses. Please see [Power Platform Managed Environments](#) for details.

<sup>12</sup> Managed Environments is not included with Dynamics 365 Pro licenses.

Click [here](#) to jump to more information on Power Automate.

## Microsoft Copilot Studio

Copilot Studio is an end-to-end conversational AI platform that empowers you to create and customize copilots using natural language or a graphical interface. With Copilot Studio, you can easily design, test, and publish copilots that suit your specific needs for internal or external scenarios across your industry, department, or role.

### Summary of Copilot Studio

	Microsoft Copilot Studio subscriptions	Copilot Studio use rights with Copilot for Microsoft 365	Copilot Studio use rights with:
Plans	<b>RECOMMENDED MOTION Microsoft Copilot Studio</b> \$200 per tenant/month	<b>Copilot Studio in Copilot for Microsoft 365</b> Use rights with Copilot for M365 licenses \$30 per user/month	<b>Copilot Studio for Teams (was PVA for Teams)</b> Use rights included with <u>select</u> M/O365 licenses
Messages/tenant/month	25,000 Messages <sup>1</sup>	Unlimited	Unlimited <sup>2</sup> (Teams only)
Gen AI: AI-enabled conversations (Consumption rate of 2 messages)	● <sup>3,4</sup>	●	
Create and Publish your own standalone copilot	●		
Create and Publish plugins to customize Copilot for Microsoft 365		●	
Create and iterate on copilot topics using expanded natural language capabilities <sup>5</sup>	●		●
Power Automate for Copilot Studio cloud flows (Automated, instant, and scheduled flows) within the context of Microsoft Copilot Studio creations	●	●	
<u>Standard</u> Power Platform connectors	●	●	●
<u>Premium</u> and <u>custom</u> Power Platform connectors	●	●	
On premises and cloud services data transfer for Power Platform connectors	●	●	
Dataverse for Copilot Studio	● <sup>6</sup>	●	Dataverse for Teams
Managed Environments	● <sup>7</sup>	● <sup>6</sup>	
The output you create is...	Your own standalone copilot	Plugins for Copilot for Microsoft 365	Teams chatbot
Available channels to publish your copilot/plugins	External channels (e.g., External Web, FB, WhatsApp etc.) Internal Channels (e.g., Internal Web, Teams, etc.)	Copilot for Microsoft 365 only	Teams channel/chat only

<sup>1</sup> Copilot Studio messages are the common currency across Copilot Studio capabilities. A billed message is a request or message sent to the copilot triggering an action and/or response. Examples: a) User asks copilot when a store is open, and copilot replies with store hours = 1 billed message b) Copilot proactively greets the user on a website = 1 billed message, c) User asks copilot for store hours for the upcoming holiday, copilot responds using GenAnswers = 2 billed messages

<sup>2</sup> A service limit applies, see [Quotas, limits, and configuration values](#) for more information.

<sup>3</sup> Message Consumption rates: 1) Regular (Non-generative AI) = 1 message, 2) Generative AI (Gen AI) answers over your data = 2 messages. Customers can use a mix of regular and Generative AI messages.

<sup>4</sup> More information on Generative Answers capability can be found [here](#).

<sup>5</sup> See [Create with Copilot](#).

<sup>6</sup> Dataverse for Copilot Studio default capacities: Dataverse Database 5 GB, Dataverse File 20 GB, Dataverse Log 2 GB

<sup>7</sup> When [Managed Environments](#) is activated in a specific environment, all Power Apps, Power Automate, Copilot Studio, and Power Pages usage in that environment requires full licenses.

Note: A Copilot Studio User License (\$0) is required for each user authoring bots with Copilot Studio. We recommend acquiring the tenant license and user licenses as part of a single transaction to simplify onboarding to Copilot Studio.

Click [here](#) to jump to more information on Copilot Studio.

## Power Pages

### Power Pages Authenticated users

Best for businesses that want to allow users to access low-code business websites securely with authenticated access and have predictable licensing

### Power Pages Anonymous users

Best for businesses that want to allow viewers to access low-code business websites anonymously and have predictable licensing.

## Summary of Power Pages

Plans	Capabilities	Power Pages subscriptions		Power Pages use right with:	
		RECOMMENDED MOTION Power Pages Authenticated user Tier 3 (100k+ users) \$50/pack*	RECOMMENDED MOTION Power Pages Anonymous user Tier 3 (100k+ users) \$25/pack*	Power Apps Premium	Select D365 Enterprise licenses
Power Pages	Create, access, host and administer websites	●	●	●	Within same environment as licensed D365 app
	Secure access authentication	●			
Power Platform connectors	<a href="#">Standard</a> connectors	●	●	●	●
	<a href="#">Premium</a> and <a href="#">custom</a> connectors	●	●	●	●
Dataverse	Full Dataverse access	●	●	●	●
	Create and access custom tables and complex tables <sup>1</sup>	●	●	●	●
	Dataverse Database capacity (Accrued)	2 GB <sup>2</sup>	500 MB <sup>2</sup>	250 MB <sup>3</sup>	
	Dataverse File capacity (Accrued)	16 GB <sup>2</sup>	4 GB <sup>2</sup>	2 GB <sup>3</sup>	
	Dataverse Log capacity (Accrued)	1 GB	250 MB		
Managed Environments	Admin and governance at scale <sup>4</sup>	●	●	●	Within app context

<sup>1</sup> For Power Pages use rights with restricted tables and exceptions for case tables, see [Restricted tables requiring Dynamics 365 licenses](#).

<sup>2</sup> Per capacity pack

<sup>3</sup> Per license capacity

<sup>4</sup> When Managed Environments is activated in a specific environment, all Power Apps, Power Automate, Copilot Studio, and Power Pages usage in that environment requires full licenses. Please see [Power Platform Managed Environments](#) for details.

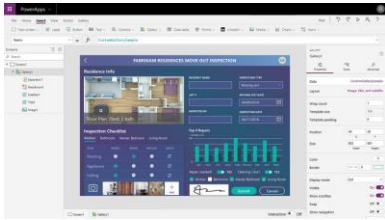
Click [here](#) to jump to more information on Power Pages.



# Power Platform

## Other options

### Power Apps



#### Service Overview

Power Apps is a low code/no code application platform that allows enterprises to build, modernize, and deploy unlimited applications for teams, departments, or entire organizations and customize existing Dynamics 365 and Microsoft/Office 365 applications. For more details, please visit <https://powerapps.microsoft.com/>.

#### Licensing overview

General purpose, full Power Apps capabilities are licensed via Power Apps subscriptions on a per user basis and via pay-as-you-go enabling licensed users to create, customize, share, and run business applications. These offers are fully featured.

Additionally, limited Power Apps capabilities are included within select Dynamics 365 and Microsoft/Office 365 licenses. For more information, please see the sections titled *Power Apps use rights included with Dynamics 365 licenses* and *Power Apps Basic* later in this document.

A high-level overview of the licensing structure is provided below.

	Power Apps Premium	Power Apps per app	Power Apps per app pay-as-you-go
Licensing scheme	<b>Per user</b>	<b>Per user, per app</b>	<b>Per Active User</b>
Description	Equips user to run <b>unlimited applications</b> and access unlimited Power Pages websites	Licenses individual user to run <b>1 application or access 1 Power Pages website in a specific environment</b>	Allows user to access <b>1 application</b>

#### Power Apps Premium

Power Apps Premium is best for businesses that want one license for users, regardless of the number of apps they need to run. This offer enables licensed users to run **unlimited custom applications and access unlimited Power Pages websites**.

Per user offer summary	
SKU Name	Power Apps Premium
License type	Per user

#### Power Apps per app

Power Apps per app licenses individual users to run **1 custom application or access 1 Power Pages website in a specific environment** based on the full capabilities of Power Apps.

Per user, per app offer summary	
SKU Name	Power Apps per app
License type	Per user, per app license
Are licenses stackable?	Yes

Power Apps per app is best for businesses that want to license users for each app or website, with the flexibility to stack licenses. Customers with per app typically start with 1-2 leading use case scenarios before adopting the platform more

broadly. Power Apps per app is an attractive licensing option for licensing end users that run only a few apps and/or access only a few websites.

**Note:**

- A single user might be covered by multiple 'per app' licenses to allow the user to use multiple solutions targeted at various business scenarios, without requiring a per user license.
- Once a pool of Power Apps per app licenses is purchased, individual licenses need to be assigned to specific environments and to individual users (i.e., if the same app or website exists in two environments, a user will require two per app User SLs to access both).
- Power Apps per app is also available to qualified education customers under faculty and student pricing. Since these licenses are sold as tenant level capacity and are not assigned to users in Active Directory, customers and partners will be responsible for ensuring that student pricing is applied to students only.

**Power Apps per app pay-as-you-go meter**

The Power Apps per app meter enables individual users to run one custom application. This option is **best for businesses that want to pay-as-you-go** for only the users who access a Power App one more times in a month.

Power apps per app pay-as-you-go offer summary	
SKU Name	Power Apps Per App Active User-1
Meter name	Power Apps per app meter

**Power Apps per app pay-as-you-go meter definition:** A measure of the number of unique, active users who open a single pay-as-you-go enabled app in an environment one or more times in a month.

**Power Apps use rights included with Dynamics 365 licenses**

Limited Power Apps use rights are included within the same environment(s) as the licensed Dynamics 365 application(s) to allow users to customize and extend Dynamics 365 applications. Use of Power Apps capabilities included with Dynamics 365 licenses must be only within the context of and in the same environment as the licensed Dynamics 365 application. Use rights vary by Dynamics 365 license type.

**Power Apps Basic**

Power Apps Basic (limited Power apps use rights included with select Microsoft 365 and Office 365 licenses) allows users to customize and extend Microsoft 365 and Office 365 for productivity scenarios, and to deliver a comprehensive low-code extensibility platform for Microsoft Teams only. For a complete list of Microsoft 365 and Office 365 and licenses that include Power Apps and Dataverse for Teams use rights, please refer to [Appendix B](#).

# Summary of Power Apps

Plans		Capabilities	Power Apps Subscriptions	Power Apps subscriptions	Power Apps per app pay-as-you-go	Power Apps use rights included with:	Power Apps Basic
			<b>RECOMMENDED MOTION</b> <b>Power Apps Premium</b> \$20 per user/month (or \$12 per user/month with 2,000 + new per user licenses)	Power Apps per app \$5 per user/month	Power Apps per app meter <sup>1</sup> \$10 per active user/app/month	<u>Select</u> Dynamics 365 Pro & Ent licenses <sup>2</sup>	Use rights with <u>select</u> Microsoft 365 and Office 365 licenses
Power Apps	Run custom apps	Unlimited apps	● <sup>4</sup> ● <sup>4</sup> ● <sup>4</sup>	1 app <b>or</b> 1 website (In a specific environment)	1 app	Within same envir. as licensed D365 application(s)	Unlimited
	Run custom websites	Unlimited websites					
	Run workflows within the custom app <sup>3</sup>						
AI Builder	Service credits <sup>5</sup>	500 credits		250 credits			
Power Platform connectors	<u>Standard</u> connectors	●	●	●	●	●	●
	<u>Premium</u> and <u>custom</u> connectors	●	●	●	●	●	
	On premises and cloud services data transfer	●	●	●	●	●	
Dataverse	Full Dataverse access	●	●	●	●	●	Dataverse for Teams only
	Create and access custom tables <sup>6,7</sup>	●	●	●	●	Pro limited to 15 per app	
	Dataverse Database capacity (Accrued)	250 MB <sup>8</sup>	50 MB <sup>8</sup>				
	Dataverse File capacity (Accrued)	2 GB <sup>8</sup>	400 MB <sup>8</sup>				
Managed Environments	Admin and governance at scale <sup>9</sup>	●	●			● <sup>4,10</sup>	

<sup>1</sup> Environments that are configured to use Power Platform pay-as-you-go, receive a one-time entitlement of 1 GB of Dataverse Database capacity and 1 GB of Dataverse File capacity per environment. Additional Dataverse Database, Dataverse File and Dataverse Log subscription capacity can be purchased in increments of 1 GB.

<sup>2</sup> Dynamics 365 Pro does not have use rights for Power Apps or Power Pages.

<sup>3</sup> Power Automate use rights included with Power Apps do not include RPA functionality, which requires a separate purchase of Power Automate Premium

<sup>4</sup> Within app context

<sup>5</sup> Cap on accrued capacity: 1,000,000 credits per tenant. For more AI Builder service credits, use the AI Builder capacity add-on.

<sup>6</sup> For Power Apps use rights with restricted tables and exceptions for case tables, see [Restricted tables requiring Dynamics 365 licenses](#)

<sup>7</sup> For exceptions to Dynamics 365 Field Service use rights for Power Apps users, refer to the [Dynamics 365 Licensing Guide](#).

<sup>8</sup> Dataverse Database and Dataverse File capacity entitlements accrue at the tenant level. Additional Dataverse Database, Dataverse File and Dataverse Log subscription capacity can be purchased in increments of 1 GB via the Dataverse capacity add-ons.

<sup>9</sup> When Managed Environments is activated in a specific environment, all Power Apps, Power Automate, Copilot Studio, and Power Pages usage in that environment requires full licenses. Please review [Power Platform Managed Environments](#) for more details.

<sup>10</sup> Managed Environments is not included with Dynamics 365 Pro licenses.

## Power Automate



### Service Overview

Power Automate allows enterprises to implement automated workflows and business processes and achieve operational efficiencies. For more details, please visit <https://powerautomate.microsoft.com/>.

## Licensing overview

General purpose Power Automate capabilities are licensed via Power Automate subscription licenses. Additionally, limited Power Automate capabilities are also included within Power Apps, Dynamics 365, Microsoft/Office 365, and Windows licenses. For more information, please see the sections titled *Power Automate use rights included with Power Apps/Dynamics 365/Microsoft/Office 365 and Windows licenses* later in this document.

A high-level overview of the licensing structure is provided below.

Power Automate	Premium	Process	Hosted Process	Process Mining (PM)	Per user	Per flow (minimum 5 licenses)	Unattended RPA add-on
Licensing scheme	Per user/month <sup>1</sup>	Per bot/month <sup>2</sup>	Per bot/month <sup>2</sup>	100 GB of PM data capacity/month <sup>3</sup>	Per user/month <sup>1</sup>	Per flow/month <sup>2</sup>	Per bot/month <sup>2</sup>
Description	Enables licensed users to automate modern applications via API-based Digital Process Automation (cloud flows) and legacy applications via UI-based Robotic Process Automation (desktop flows) in attended mode	Licenses an autonomous bot that runs unattended Robotic Process Automation, or a core business process (e.g., invoice processing or HR onboarding) that can be accessed org-wide without licensing individual users	Superset of Power Automate Process, providing the same functionality but with the addition of a Microsoft hosted machine capacity that enables Robotic Process Automation with zero infrastructure	Capacity based license that enables rapid ROI for customers by identifying critical optimization opportunities and improving existing processes. Add-on to Power Automate Premium	Best for businesses that want to license individual users to create unlimited cloud flows	Best for businesses that want to implement flows with reserved capacity for unlimited users across an organization	Add-on to Power Automate Premium or Power Automate per flow that enables a bot to run autonomously on a local remote desktop or virtualized environment

<sup>1</sup> Per tenant/month, one license allows user or capacity to use in any environment in the tenant.

<sup>2</sup> Per environment/month, one license allows the bot or process to be used in a single environment. An additional license is required if the same bot or process is deployed in a different environment.

<sup>3</sup> Per 100 GB of PM data stored per tenant/month, capacity-based license/tenant.

## Power Automate Premium

Power Automate Premium spans modern and legacy applications enabling licensed users to create and run unlimited cloud flows using Digital Process Automation (DPA), plus automate legacy applications with desktop flows through Robotic Process Automation (RPA) in attended mode. This offer includes full Process Mining desktop functionality and a limited amount of Process Mining data capacity (50 MB that can be pooled to a max of 100GB per tenant). Additionally,

Power Automate Premium includes access to AI Builder capacity in support of scenarios like forms processing, object detection, prediction, text classification and recognition, and provides the ability for a user to run an attended RPA bot on a workstation.

Please note running an RPA bot in an unattended scenario requires the addition of the Power Automate Hosted Process license.

Power Automate Premium	
SKU Name	Power Automate Premium
License Type	Per user*
Cloud Flows <sup>1</sup> (Automated, instant, scheduled, and business process flows)	Unlimited
Desktop flows (with attended RPA bots) <sup>2</sup>	1 bot
Included AI Builder service credits	5,000 per month
Included Process Mining data storage	50 MB per user license, up to 100 GB per tenant

<sup>1</sup>Unlimited flows within service limits. See [technical documentation](#) for definitions of each flow type.

<sup>2</sup>Multiple desktop flows may be authored/recorded for the RPA bot to execute. However, a bot can only execute one discrete desktop flow (i.e., process) at a time. Multiple processes must be serialized to run sequentially.

\*Per tenant/month, one license allows user or capacity to use in any environment in the tenant.

**Note:**

- Desktop flow authoring, bot orchestration and management are included in this offer.
- Additional AI Builder capacity can be purchased per 1M service credits for \$500/month; AI Builder service credit capacity is pooled at the tenant level.

**Power Automate Process**

The Power Automate Process license can be used to license a single autonomous bot that can be used for unattended robotic process automation (unattended RPA), independent of a user, or a critical business process that can be accessed org-wide without licensing individual users. Power Automate Process also includes access to AI Builder capacity in support of scenarios like forms processing, object detection, prediction, text classification, and recognition.

When licensing bots for unattended automation:

- Concurrent instances of a singular process require an additional unattended bot for each instance.
- Unattended bots can be deployed on a local, remote desktop, or other virtualized environment. This license does not include any of these resources. The Power Automate Hosted Process license includes all the value of the Power Automate Process license with a virtual machine hosted and managed by Microsoft

When licensing business processes (e.g., invoice processing or HR onboarding):

- Every top-level flow needs to be licensed individually. 'Child flows' triggered by another flow do not need to be additionally licensed.
- Scheduled flows may be configured to trigger every minute, irrespective of license type. There are no limits on the frequency of flow runs beyond what a connector supports.

Power Automate Process	
SKU Name	Power Automate Process
License Type	Per bot*
Included AI Builder service credits	5,000 per month
Minimum initial purchase	None

\*Per environment/month, one license allows the bot or process to be used in a single environment. An additional license is required if the same bot or process is deployed in a different environment.

**Power Automate Hosted Process**

Licensed per bot, Power Automate Hosted Process is a superset of Power Automate Process, providing the same functionality, but also includes a virtual machine for running unattended automation with zero infrastructure. Each Hosted

Process license provides capacity for a single Microsoft hosted machine.

Power Automate Hosted Process	
SKU Name	Power Automate Hosted Process
License Type	Per bot*
Included AI Builder service credits	5,000 per month
Additional licensing may be required	Any software automated with an unattended bot may require additional licensing. For example, unattended RPA scenarios incorporating M/O365 require the Microsoft 365 - Unattended License. Please see the <a href="#">Product Terms</a> for more information.

\*Per environment/month, one license allows the bot or process to be used in a single environment. An additional license is required if the same bot or process is deployed in a different environment.

- One Hosted Process license includes the capacity for one Microsoft hosted machine and an unattended RPA bot. All desktop flows (RPA) running on the machine and cloud flows (DPA) that are part of the business process are also covered by the license.
- One Hosted Process license can also be used as a Process license to run unattended automation on a customer managed machine.
- Additional AI Builder capacity can be purchased per 1M service credits for \$500/month; AI Builder service credit capacity is pooled at the tenant level.
- Any services or applications the unattended bot accesses must be licensed separately. For instance, if the bot is accessing Windows or Office, the Microsoft 365 – Unattended License must also be purchased in addition to the Power Automate Hosted Process license.

**Note:** Hosted Process licenses the machine and not the user. The Power Automate Premium user license is required to run attended RPA, and for RPA developers to build and manage desktop flows on the Power Automate portal. To learn more about the Premium RPA features that come with the Premium user license, go to [Premium RPA features](#).

## Power Automate Process Mining

Process Mining is a capacity-based, add-on license that enables rapid ROI for customers by identifying critical optimization opportunities and improving existing processes. There are no limits to the number of users per tenant.

Capacity should be purchased for peak utilization over a 12-month contract period. If customers experience monthly or seasonal spikes, they must purchase enough capacity to allow for this high "watermark" when estimating the amount of capacity needed per month.

Process Mining add-on	
SKU Name	Power Automate Process Mining
License Type	Per 100 GB of data stored /month*
Qualifying base license	Power Automate Premium
Capacity per license	100 GB of data stored/month

\*Per 100 GB of data stored per tenant/month, capacity-based license/tenant.

## Power Automate per user

Power Automate per user equips individual users to create and run **unlimited** workflows and business processes based on their unique needs. The per user license is intended to support the broad adoption of an automation culture in an organization. Should the entire organization be licensed with the Power Automate per user, admins will have minimal overhead with tracking how many flows are being activated and used within the organization.

Per user offer details	
SKU Name	Power Automate per user
License Type	Per user*
Enabled flows	Unlimited

\* Per tenant/month, one license allows user or capacity to use in any environment in the tenant.

## Power Automate per flow

Power Automate per flow is licensed by top-level flow and allows customers to implement critical business processes with capacity that serves teams, departments, or the entire organization without individually licensing each end user that triggers the licensed flow.

Per flow offer details	
SKU Name	Power Automate per flow
License Type	Per flow*
Minimum initial purchase	5 units

\*Per environment/month, one license allows the bot or process to be used in a single environment. An additional license is required if the same bot or process is deployed in a different environment.

- All **top-level flows** need to be licensed individually (scheduled flows, automated flows, instant flows, and business process flows). Flows that are only used as “child” flows (triggered by another flow) do not need to be additionally licensed.
- Customers wishing to license more top-level flows, should purchase more units of the “Power Automate per flow.”

**Note:** scheduled flows may be configured to trigger every minute, irrespective of license type. There are no limits on the frequency of flow runs beyond what the connector supports.

## Power Automate unattended RPA add-on

The Power Automate unattended RPA add-on extends desktop-based automation by enabling a bot to run autonomously, i.e., independent of a user. Unattended bots can be deployed on a local, remote desktop, or other virtualized environment. Power Automate Premium or Power Automate per flow qualify as base licenses for the unattended RPA add-on. Multiple unattended RPA add-on licenses can be added with a single qualifying base license.

The Power Automate unattended RPA add-on is licensed by bot. Concurrent instances of a singular process require an additional unattended bot for each instance.

Power Automate Unattended RPA add-on	
SKU Name	Power Automate unattended RPA add-on
License Type	Per bot*
Qualifying base licenses	Power Automate Premium, Power Automate per flow
Included AI Builder service credits	5,000/month
Additional licensing may be required	Any software automated with an unattended bot may require additional licensing. For example, unattended RPA scenarios incorporating M/O365 require the Microsoft 365 - Unattended License. Please see the <a href="#">Product Terms</a> for more information.

\*Per environment/month, one license allows the bot or process to be used in a single environment. An additional license is required if the same bot or process is deployed in a different environment.

- One unattended RPA add-on license includes the rights to one unattended RPA bot, as well as all necessary functions tied to desktop flow authoring, bot orchestration and management.
- Running the unattended RPA bot in a VM requires the separate purchase of any necessary compute resources.
- Additional AI Builder capacity can be purchased per 1M service credits for \$500/month; AI Builder service credit capacity is pooled at the tenant level.

## Power Automate use rights included with Power Apps licenses

The Power Apps Premium, Power Apps per app and Power Apps pay-as-you-go licenses include Power Automate use rights for the purpose of automating workflows associated with Power Apps applications. Power Automate use within

Power Apps is limited to the context of the Power Apps application. What this means is that for both triggers and actions, a flow included within a Power Apps application connect to:

- Any data source within the use rights of the Power Apps application.
- Directly with the Power Apps application (via built in trigger/action).

If the flow is isolated and has nothing to do with the Power Apps application, then a full Power Automate license will need to be purchased.

#### **Example of Power Automate use within Power Apps application context**

A user with a full Power Apps license runs an app that uses a SQL Server database as the data source and includes flows that:

- Read from OR write to the SQL Server database.
- Use a built-in Power Apps trigger and/or action – e.g., sends a push notification to the app.

#### **Example of Power Automate use outside of Power Apps application context**

The same user (in the example above) now also wants to use a flow that updates an Oracle database, that:

- Is completely unrelated to the Power Apps app.
- Does not interact in any way with the Power Apps app (or its data sources).

This user will then require a full Power Automate license.

### **Power Automate use rights included with Dynamics 365 licenses**

Dynamics 365 licenses include Power Automate use rights for the purpose of customizing and extending Dynamics 365 applications. Power Automate use within Dynamics 365 is limited to the context of the embedding Dynamics 365 application. For both triggers and actions, flows included within the Dynamics 365 application can connect:

- To any data source within the use rights of the Dynamics 365 application
- Directly with the Dynamics 365 application (via built in trigger/action)

If the embedded flow is not within the context of the Dynamics 365 application, then full Power Automate licenses will need to be purchased.

### **Power Automate Basic**

Power Automate Basic (Power Automate use rights included with select Microsoft 365/Office 365 licenses) allows users to customize and extend Microsoft 365/Office 365 for productivity scenarios, and to deliver a comprehensive low-code extensibility platform for Microsoft Teams only. For a complete list Microsoft 365/Office 365 licenses that include Power Automate and Dataverse for Teams use rights, please refer to [Appendix B](#).

### **Power Automate use rights included with Windows licenses**

Limited Power Automate use rights are included with select Windows licenses to create and execute personal desktop automation for attended RPA capabilities in Power Automate Desktop. This expands the digital workforce's ability to automate legacy tasks that can slow down workflows, empowering Windows users to start automating redundant and time-consuming tasks with low-code automation through RPA. For a complete list of Windows licenses that include these use rights, please refer to [Appendix B](#).

Power Automate use within Windows is available for all applications and websites (across all web browsers). Enterprise automation and administrative rights are not available in Windows.



# Summary of Power Automate

		Power Automate subscriptions							Power Automate use rights included with:				Power Automate Basic
Plans	Capabilities	RECOMMENDED MOTION Power Automate Premium \$15 per user/month <sup>1</sup>	RECOMMENDED MOTION Power Automate Process \$150 per bot/month <sup>2</sup>	Power Automate Hosted Process \$215 per bot/month <sup>2</sup>	Process Mining <sup>3</sup> \$5,000 per 100 GB of data stored/month <sup>4</sup>	Per user \$15 per user/month <sup>1</sup>	Per flow \$100 per flow/month <sup>2</sup> (Min. purchase 5 licenses)	Unattended RPA add-on <sup>5</sup> \$150 per bot/month <sup>2</sup>	Copilot Studio	Power Apps	Select D365 licenses	Windows	Use rights with Select M365/O365 licenses
Power Automate <sup>6</sup>	Cloud flows (DPA) Automated, instant, scheduled flows	•	•	•		•	•	•	• <sup>7</sup>	• <sup>7</sup>	• <sup>7</sup>		•
	Business process flows	•	•	•		•	•	•		• <sup>7</sup>	• <sup>7</sup>		
	Attended desktop flows	•										• <sup>8</sup>	
	Unattended desktop flows (RPA)		•	•				•					
	Microsoft hosted machine			•									
Process Mining	Task Mining	•			•								
	Cloud flows process mining integration	•			•								
	Visualize and analyze processes	• <sup>9,10</sup>			•	•							
Power Platform connectors	Standard connectors	•	•	•		•	•		• <sup>7</sup>	• <sup>7</sup>	• <sup>7</sup>		•
	Premium and custom connectors	• <sup>11</sup>	• <sup>11</sup>	•		•	• <sup>11</sup>		• <sup>7</sup>	• <sup>7</sup>	• <sup>7</sup>		
	On prem & cloud svcs. data transfer	•	•	•		•	•		• <sup>7</sup>	• <sup>7</sup>	• <sup>7</sup>		
AI Builder	Service credits <sup>12</sup>	5,000	5,000	5,000				5,000					
Dataverse	Dataverse use rights	•	•	•		•	•		• <sup>7</sup>	• <sup>7</sup>	• <sup>7</sup>		Within Teams only
	Database capacity (Accrued)	250 MB <sup>13</sup>	50 MB <sup>13</sup>	50 MB <sup>13</sup>	2 GB <sup>13</sup>	250 MB <sup>13</sup>	50 MB <sup>13</sup>						
	File capacity (Accrued)	2 GB <sup>13</sup>	200 MB <sup>13</sup>	200 <sup>13</sup>	1 TB <sup>13</sup>	2 GB <sup>13</sup>	200 MB <sup>13</sup>						
Managed Environments	Admin & governance at scale <sup>14</sup>	•	•	•		•	•		•	•	• <sup>7,15</sup>		

<sup>1</sup> Per tenant/month, one license allows user or capacity to use in any environment in the tenant.

<sup>2</sup> Per environment/month, one license allows the bot or process to be used in a single environment. An additional license is required if the same bot or process is deployed in a different environment.

<sup>3</sup> Process Mining qualifying prerequisite: Power Automate Premium. Multiple add-ons can be applied against a single qualifying prerequisite license.

<sup>4</sup> Per 100 GB of PM data stored per tenant/month, capacity-based license/tenant.

<sup>5</sup> Qualifying prerequisites for the Unattended RPA add-on: Power Automate Premium and Power Automate per flow. Multiple add-ons can be applied against a single qualifying prerequisite license.

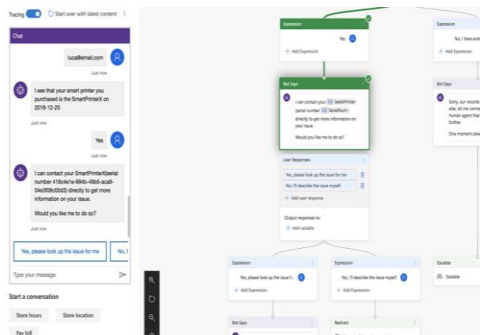
<sup>6</sup> See [technical documentation](#) for definitions of each flow type.

<sup>7</sup> Within app context. For both triggers and actions, flows within an embedding app, can connect to any data source within the use rights of the embedding application and directly with the embedding application.

<sup>8</sup> Via [Power Automate desktop](#) only; a free application not intended for business-critical functions, with no SLA or Microsoft support. cloud flows, standard/premium connectors, orchestration (scheduled or automatic triggers for desktop flows, attended or unattended, combine cloud flows + desktop flows in a single automation), sharing desktop flows, developing in a different environment than the default, Automation Lifecycle Management (ALM), monitoring, execution logs are not included.

<sup>9</sup> The Power Automate Premium license includes the Process Mining desktop app with advanced analytics and optional Power BI customization with a separate purchase of Power BI. Process Advisor that comes with Power Automate Premium licenses includes out of the box process mining capabilities (pre-built templates) with very limited customization.  
<sup>10</sup> 50 MB of Process Mining data storage per user license, cap on accrued capacity: 100 GB per tenant.  
<sup>11</sup> Desktop flow connector is included. (This desktop flow connector is not included in Windows licenses.)  
<sup>12</sup> Cap on accrued capacity 1,000,000 credits per tenant. Additional AI Builder capacity can be purchased per 1M service credits for \$500/month via the AI Builder capacity add-on.  
<sup>13</sup> Dataverse Database and File subscription capacity is pooled at the tenant level. Additional Dataverse Database, Dataverse File and Dataverse Log subscription capacity can be purchased in increments of 1 GB.  
<sup>14</sup> When Managed Environments is activated in a specific environment, all Power Apps, Power Automate, Copilot Studio, and Power Pages usage in that environment requires full licenses.  
<sup>15</sup> Managed Environments is not included with Dynamics 365 Pro licenses. Please see [Power Platform Managed Environments](#) for details.

## Microsoft Copilot Studio



### Service Overview

Copilot Studio is an end-to-end conversational AI platform that empowers you to create and customize copilots using natural language or a graphical interface. With Copilot Studio, you can easily design, test, and publish copilots that suit your specific needs for internal or external scenarios across your industry, department, or role. For more information please visit: [aka.ms/copilotstudio](https://aka.ms/copilotstudio).

### Licensing overview

Copilot Studio capabilities are licensed via capacity packs, (1 capacity pack = 25,000 messages/month). For additional capacity, add more capacity packs.

Microsoft Copilot Studio Offer Summary	
SKU Name	Copilot Studio
License type	Tenant license
1 Capacity Pack	25,000 messages per month

### Billed Messages

Customers will be charged according to the consumption of “billed messages,” the common currency across Copilot Studio capabilities. A billed message is a request or message sent to the copilot triggering an action and/or response.

#### Message Consumption rates

- Regular (Non-generative AI) = 1 message
- Generative AI (Gen AI) answers over your data = 2 messages

#### Examples

- User asks copilot when a store is open, and copilot replies with store hours = 1 billed message
- Copilot proactively greets the user on a website = 1 billed message
- User asks copilot for store hours for the upcoming holiday, copilot responds using GenAnswers = 2 billed messages

Customers can use a mix of Regular and Generative AI messages.

A Copilot Studio User License (\$0) is required for each user authoring bots with Copilot Studio. We recommend acquiring the tenant license and user licenses as part of a single transaction to simplify onboarding to Copilot Studio.

# Summary of Copilot Studio

	Copilot Studio Subscription	Copilot Studio use rights with Copilot for Microsoft 365	Copilot Studio use rights included with:
Plans	<b>RECOMMENDED MOTION</b> <b>Copilot Studio</b> \$200 per tenant/month	<b>Copilot Studio in Copilot for Microsoft 365</b> Use rights with Copilot for Microsoft 365 licenses \$30 per user/month	<b>Copilot Studio for Teams</b> (was PVA for Teams) Use rights included with select M/O365 licenses
Messages/tenant/month	25,000 Messages <sup>1</sup>	Unlimited	Unlimited <sup>2</sup> (Teams only)
Gen AI: AI-enabled conversations	● <sup>3,4</sup>	●	
Create and Publish your own standalone copilot	●		
Create and Publish plugins to customize Copilot for Microsoft 365		●	
Create and iterate on copilot topics using expanded natural language capabilities <sup>5</sup>	●		●
Power Automate for Copilot Studio cloud flows (Automated, instant, and scheduled flows) within the context of Copilot Studio creations	●	●	
<u>Standard</u> Power Platform connectors	●	●	●
<u>Premium</u> and <u>Custom</u> Power Platform connectors	●	●	
On premises and cloud services data transfer for Power Platform Connectors	●	●	
Dataverse for Copilot Studio	● <sup>6</sup>	● <sup>6</sup>	Dataverse for Teams
Managed Environments	● <sup>7</sup>		
The output you create is...	Your own standalone copilot	Plugins for Copilot for Microsoft 365	Teams chatbot
Available channels to publish your copilot/plugins	External channels (e.g., External Web, FB, WhatsApp etc.) Internal Channels (e.g., Internal Web, Teams, etc.)	Copilot for Microsoft 365 only	Teams channel/chat only

<sup>1</sup>Copilot Studio messages are the common currency across Copilot Studio capabilities. A billed message is a request or message sent to the copilot triggering an action and/or response. Examples: a) User asks copilot when a store is open, and copilot replies with store hours = 1 billed message b) Copilot proactively greets the user on a website = 1 billed message, c) User asks copilot for store hours for the upcoming holiday, copilot responds using GenAnswers = 2 billed messages

<sup>2</sup>A service limit applies, see [Quotas, limits, and configuration values](#) for more information.

<sup>3</sup>Message Consumption rates: 1) Regular (Non-generative AI) = 1 message, 2) Generative AI (Gen AI) answers over your data = 2 messages. Customers can use a mix of regular and Generative AI messages.

<sup>4</sup>More information on Generative Answers capability can be found [here](#).

<sup>5</sup>See [Create with Copilot](#).

<sup>6</sup> Dataverse for Copilot Studio default capacities: Dataverse Database 5 GB, Dataverse File 20 GB, Dataverse Log 2 GB

<sup>7</sup> When **Managed Environments** is activated in a specific environment, all Power Apps, Power Automate, Copilot Studio, and Power Pages usage in that environment requires full licenses.  
Note: A Copilot Studio User License (\$0) is required for each user authoring bots with Copilot Studio. We recommend acquiring the tenant license and user licenses as part of a single transaction to simplify onboarding to Copilot Studio.

## Capacity enforcement

All Copilot Studio purchased capacity is enforced monthly and unused messages do not carry over month to month. While occasional and reasonable overages will be tolerated, customers exceeding purchased capacity should adjust their purchase quantity per standard Microsoft terms to remain in compliance. Comprehensive monitoring, reporting, and alerting mechanisms will be instituted to assist customers with managing Copilot Studio capacity. More stringent technical enforcement (including service denial) will result for usage that is significantly over the purchased capacity.

## Copilot Studio in Copilot for Microsoft 365

Licensed Copilot Studio in Copilot for Microsoft 365 users can create, manage and publish plugins from Copilot Studio to Copilot for Microsoft 365. You can also use Copilot Studio to extend other Microsoft copilot experiences that use plugins.

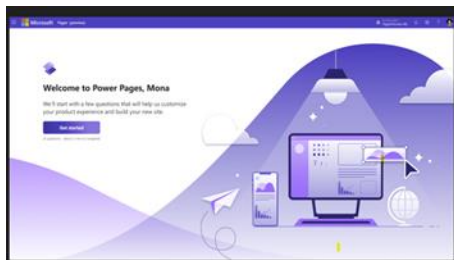
## Microsoft Copilot Studio for Teams use rights included with Microsoft/Office 365 licenses

Microsoft Copilot Studio for Teams enables customers with select Microsoft/Office 365 licenses to build and deploy custom chatbots directly within Teams, using Dataverse for Teams. For a complete list of M/O365 licenses that include Microsoft Copilot Studio for Teams use rights, please refer to [Appendix B](#).

## Microsoft Copilot Studio use rights included with Dynamics 365 licenses

Select Dynamics 365 licenses include limited Microsoft Copilot Studio use rights and session capacity for the purpose of extending Dynamics 365 applications. Please refer to the [Dynamics 365 Licensing Guide](#) for information related to these entitlements.

# Power Pages



## Service Overview

Power Pages delivers a secure, enterprise-grade platform for creating, hosting, and administering modern external-facing business websites. For more details, please visit <https://powerpages.microsoft.com/>

## Licensing overview

Power Pages licensing is based on two user types, authenticated users per website/month and anonymous users per website/month. Sufficient user capacity must be assigned to the environment to cover the total number of unique users who access the website/month.

- **Authenticated users definition:** Power Pages authenticated users are users who obtain secure access to a website by logging in through an authentication provider on the website.
- **Anonymous users definition:** Power Pages anonymous users are users who access a website and do not log in.

## Power Pages

All Power Pages licenses include the full capabilities of Power Pages. Organizations that need full-fledged general purpose Power Pages websites to create, host and administer rich, interactive, data first, business web apps worldwide should purchase Power Pages capacity packs.

### Power Pages Authenticated user subscriptions

Authenticated user subscription licenses are offered for the number of unique, authenticated users accessing a website. These licenses are offered through capacity packs with 100 users per capacity pack. Three tiers of pricing are offered. Once the minimum purchase requirement is met, additional packs can be purchased in units of one.

#### Power Pages authenticated user capacity packs

Capacity Pack Tiers	Capacity Packs Minimum purchase	Total Number of users (1 capacity pack = 100 users)	Pricing
Tier 1	1 capacity pack	100+ users	\$200/pack
Tier 2	100 capacity packs	10,000+ users	\$75/pack
Tier 3	1,000 capacity packs	100,000+ users	\$50/pack

Customers should purchase the necessary number of capacity pack licenses to cover the anticipated number of authenticated users that will access each Power Pages website over a monthly period. Unused capacity does not carry over to the next month. Note: Authenticated user capacity needs to be assigned to an environment.

Per Authenticated user offer details	
SKU Name	Power Pages Authenticated users per site
License type	Per authenticated user/website

### Power Pages Anonymous user subscriptions

Anonymous user subscription licenses are offered for the number of anonymous users who access a website and do not log in. These licenses are offered through capacity packs with 500 users per capacity pack. Three tiers of pricing are offered. Once the minimum purchase requirement is met, additional packs can be purchased in units of 1.

#### Power Pages anonymous user capacity packs

Capacity Pack Tiers	Capacity Packs Minimum purchase	Number of users (1 capacity pack = 500 users)	Pricing
Tier 1	1 capacity pack	500+ users	\$75/pack
Tier 2	20 capacity packs	10,000+ users	\$37.50/pack
Tier 3	200 capacity packs	100,000+ users	\$25/pack

Customers should purchase the necessary number of capacity pack licenses to cover the anticipated number of anonymous users that will access each Power Pages website over a monthly period. Unused capacity does not carry over to the next month. Note: Anonymous user capacity packs do not need to be assigned to individual users. These capacities are assigned to an environment.

Per Anonymous user offer details	
SKU Name	Power Pages Anonymous users per site
License Type	Per anonymous user/website

### Power Pages pay-as-you-go meters

With the Power Pages pay-as-you-go meters, customers can postpay based on the actual number of Authenticated and/or Anonymous users who have accessed a website.

Please note: Power Pages subscription licenses cannot be used in a pay-as-you-go environment.

### Power Pages Authenticated user meter

The authenticated pay-as-you-go meter enables customers to pay-as-you-go based on the actual number of authenticated users who have accessed a website in a month.

**Power Pages Authenticated pay-as-you-go meter definition:** A measure of the number of unique authenticated users per website per month.

### Power Pages Anonymous user meter

The Anonymous user pay-as-you-go meter enables customers to pay-as-you-go based on the actual number of Anonymous users who have accessed a website in a month.

**Power Pages Anonymous pay-as-you-go meter definition:** A measure of the number of unique anonymous users per website per month.

### Power Pages use rights included with Power Apps and Dynamics 365 licenses

Power Pages use rights within Power Apps and Dynamics 365 Enterprise Apps are limited to the context of the Power Apps and Dynamics Enterprise Apps. Dynamics 365 Enterprise Apps are granted use rights for Power Pages, however, restricted tables and the associated Dynamics 365 license requirements for users who create, update, or delete data stored within these tables remain in place. For a full list of restricted tables, see [Restricted tables requiring Dynamics 365 licenses](#).

License	Power Pages use rights
Power Apps per app	Run 1 Power App or access 1 website
Power Apps Premium	Unlimited Power Apps and Power Pages websites
Dynamics 365 Team Members	None
Dynamics 365 Operations – Activity	None
Dynamics 365 Apps <sup>1</sup>	None
Dynamics 365 Enterprise and Premium Apps <sup>2</sup>	<ul style="list-style-type: none"><li>• Power Pages websites that map to licensed Dynamics 365 application context</li><li>• Power Pages websites that map to the same environment as the licensed Dynamics 365 application</li><li>• Unlimited Power Pages websites</li></ul>
Microsoft 365 / Office 365	None

<sup>1</sup>Dynamics 365 Sales Professional, Dynamics 365 Customer Service Professional, Dynamics 365 Team Members, Dynamics 365 Operations – Activity, Dynamics 365 Human Resources Self Service, Dynamics 365 Business Central Team Members

<sup>2</sup>Dynamics 365 Sales Enterprise, Dynamics 365 Sales Premium, Dynamics 365 Customer Service Enterprise, Dynamics 365 Field Service, Dynamics 365 Finance, Dynamics 365 Finance Premium, Dynamics 365 Supply Chain Management, Dynamics 365 Supply Chain Management Premium, Dynamics 365 Project Operations, Dynamics 365 Commerce, Dynamics 365 Human Resources, Dynamics 365 Business Central, Dynamics 365 Intelligent Order Management

# Summary of Power Pages

Plans	Capabilities	Power Pages subscriptions		Power Pages pay-as-you-go meters		Power Pages use rights included with:		
		RECOMMENDED MOTION Power Pages Authenticated users Tier 3 (100k+ users) \$50 for 100 users/mo.	RECOMMENDED MOTION Power Pages Anonymous users Tier 3 (100k+ users) \$25 for 500 users/mo.	Power Pages Authenticated user meter <sup>1</sup> \$4 per user	Power Pages Anonymous user meter <sup>1</sup> \$0.30 per user	Power Apps per app	Power Apps Premium	Select D365 Enterprise licenses
Power Pages	Create, access, host and administer websites	●	●	●	●	1 app or website	●	Within same environment as licensed D365 app
	Secure access authentication	●		●	●			
Power Platform connectors	Standard connectors	●	●	●	●	●	●	●
	Premium and custom connectors	●	●	●	●	●	●	●
Dataverse	Full Dataverse access	●	●			●	●	●
	Create and access custom tables and complex tables <sup>2</sup>	●	●			●	●	●
	Dataverse Database capacity (Accrued)	2 GB <sup>3</sup>	500 MB <sup>3</sup>			50 MB <sup>4</sup>	250 MB <sup>4</sup>	●
	Dataverse File capacity (Accrued)	16 GB <sup>3</sup>	4 GB <sup>3</sup>			400 MB <sup>4</sup>	2 GB <sup>4</sup>	
	Dataverse Log capacity (Accrued)	1 GB	250 MB					
Managed Environments	Admin and governance at scale <sup>5</sup>	●	●			●	●	Within app context

<sup>1</sup> Environments that are configured to use Power Platform pay-as-you-go, receive a one-time entitlement of 1 GB of Dataverse Database capacity and 1 GB of Dataverse File capacity per environment. Additional Dataverse Database, Dataverse File and Dataverse Log subscription capacity can be purchased in increments of 1 GB.

<sup>2</sup> For Power Pages use rights with restricted tables and exceptions for case tables, see Restricted tables requiring Dynamics 365 licenses.

<sup>3</sup> Per capacity pack

<sup>4</sup> Per license capacity

<sup>5</sup> When Managed Environments is activated in a specific environment, all Power Apps, Power Automate, Copilot Studio, and Power Pages usage in that environment requires full licenses. Please see Power Platform Managed Environments for details.

# AI Builder

## Service overview

AI Builder helps empower everyone, regardless of their technical experience, to work with Artificial Intelligence (AI). This solution helps businesses to easily add AI capabilities to both apps and business processes. AI Builder supports various scenarios such as predictions, business card reader, and many more. For more information on AI Builder, please visit [AI Builder licensing](#).

## Licensing overview

AI Builder is licensed on a monthly capacity basis via the AI Builder capacity add-on. This capacity is expressed in the form of "service credits." Service credits serve as the single, common currency across all the capabilities supported by AI Builder. Qualifying prerequisites for the AI Builder add-on include Power Apps Premium and Power Apps per app, Power Automate Premium, Power Automate Process, Power Automate Hosted Process, Power Automate unattended RPA add-on and Dynamics 365 Finance subscription licenses. Multiple AI Builder add-ons can be applied against a single qualifying base license.

The AI Builder add-on is offered via capacity packs with tiered pricing. **Each capacity pack includes 1 million service credits per month.** Service credits are pooled across the tenant and available service credits are deducted when AI Builder services are used; (e.g., if a customer requires 4.7 million service credits per month based on anticipated usage, they should purchase 5 capacity packs.)

Different capabilities, for example, forms processing, prediction, burn down service credits at different rates. (See the AI Builder rate card for details). Customers should purchase the appropriate number of AI Builder capacity packs based on anticipated usage across all scenarios.

## AI Builder capacity packs

Capacity Pack Tiers	AI Builder add-on SKU Names	Capacity Packs Minimum Purchase	Capacity pack price/month
Tier 1	AI Builder Capacity T1 add-on	1 capacity pack	\$500/capacity pack
Tier 2	AI Builder Capacity T2 add-on	10 capacity packs	\$375/capacity pack
Tier 3	AI Builder Capacity T3 add-on	50 capacity packs	\$250/capacity pack

- Purchased service credits can be used from AI Builder models included within Power Automate, Power Apps and Dynamics 365 applications.
- Service credits are deducted/consumed for both training and production usage.



## AI Builder rate card

Each AI builder capability consumes service credits at different rates. A [calculator](#) is available to help estimate AI Builder Capacity add-on units to be purchased based on the anticipated usage of various AI Builder services. Administrators can download an Excel capacity consumption report for the tenant [here](#).

Capability	Operation	Type	Service Credit Consumption Rate	\$ Equivalent Price per Operation <sup>1</sup>
AI prompts, Create text with GPT 3.5	Real-time Prediction	Prebuilt	6 credits/1k tokens <sup>2</sup>	\$0.003 / 1k tokens
Document processing	Training	Custom	Free	
	Real-time Prediction	Custom	100 credits/Page	\$0.05 / Page
Receipt, Invoice, Identity document or Business card analysis	Real-time Prediction	Prebuilt	32 credits/Page	\$0.016 / Page
Text translation	Real-time Prediction	Prebuilt	22 credits/1k chars	\$0.011 / 1k chars
Text analysis Sentiment analysis, Language detection, Key phrase extraction	Real-time Prediction	Prebuilt	2 credits/1k chars	\$0.001 / 1k chars
Text analysis Category classification, Entity extraction	Training	Custom	Free	
	Real-time Prediction	Custom	20 credits/1k chars	\$0.01 / 1k chars
	Real-time Prediction	Prebuilt	20 credits/1k chars	\$0.01 / 1k chars
Text recognition (OCR)	Real-time Prediction	Prebuilt	3 credits/Image	\$0.0015 / Image
Image classification	Training	Custom	Free (performed on-premises)	
	Real-time Prediction	Custom	4 credits/Image	\$0.002 / Image
Object detection	Training	Custom	Standard: 10 credits/Image Domains: 160 credits/Image for first 500 images, then 10 credits/Image	Standard: \$0.005 / Image Domains: \$0.08 / Image for first 500 images, then \$0.005 / Image
	Real-time Prediction	Custom	8 credits/Image (standard and domains)	\$0.004 / Image
Prediction	Training	Custom	Free	
	Scheduled Prediction	Custom	1 credit/5 rows	\$0.0005 / 5 rows
	Real-time Prediction	Custom	10 credits/1 row	\$0.005 / 1 row

<sup>1</sup> Disclaimer: Pricing based on Tier 1 pricing. \$ Equivalent price per operation shown only for guidance based on List Price).

<sup>2</sup> This includes both input tokens (customer + system prompts) and output tokens (result). For common English text, 1000 tokens = ~700 words. See <https://platform.openai.com/tokenizer>.

## Capacity enforcement

For AI Builder capacity add-on SKUs, purchased capacity is enforced monthly and unused service credits do not carry over month to month.

## Overage handling

While occasional and reasonable overages will be tolerated, customers exceeding purchased capacity should adjust their purchase quantity per standard Microsoft terms to remain in compliance. In case of credit overuse, Edit and Creation of AI Builder models will be blocked while in overage. For AI Builder models used in flows and apps, more stringent technical enforcement (including service denial) will result for usage that is significantly over the purchased capacity.

Comprehensive monitoring, reporting, and alerting mechanisms will be instituted to assist customers with managing AI Builder capacity.

## Assignment of purchased capacity

Assignment of purchased capacity to appropriate Power Automate, Power Apps applications and Dynamics 365 workloads is managed in product. Assignment helps ensure capacity for critical AI models. The minimum capacity to be assigned is 1 service credit.

## Dataverse

### Dataverse default and accrued subscription capacity entitlements

Power Apps, Power Automate, Copilot Studio and Power Pages default subscription capacities leverage the same tenant and infrastructure and will accrue across one tenant. Every tenant with a Power Apps, Power Automate, Copilot Studio or Power Pages license receives default capacity. In addition, for each Power Apps Premium, Power Apps per app, Power Automate Premium, Power Automate Process, Power Automate Process Mining and Power Pages license there is additional accrued capacity added to the tenant. For Dataverse for Teams capacity and service limits, please refer to the documentation [here](#).

Power Apps capacity per tenant	Default Premium	Default Per app	Accrued Premium	Accrued Per app
Dataverse Database capacity	10 GB	5 GB	250 MB	50 MB
Dataverse File capacity	20 GB	20 GB	2 GB	400 MB
Dataverse Log capacity	2 GB	2 GB		

Power Automate capacity per tenant	Default Premium	Default Per user	Default Process	Default per flow	Accrued Premium	Accrued per user	Accrued Process	Accrued Per flow	Accrued Process Mining
Dataverse Database capacity	10 GB	10 GB	5 GB	5 GB	250 MB	250 MB	50 MB	50 MB	2 GB
Dataverse File capacity	20 GB	20 GB	2 GB	2 GB	2 GB	2 GB	200 MB	200 MB	1 TB
Dataverse Log capacity	2 GB	2 GB	200 MB	200 MB					

Note, customers may have as many flows as needed with Power Automate Process and Power Automate per flow. Each flow will increase capacity limits.

Copilot Studio capacity per tenant	Default per tenant
Dataverse Database capacity	5 GB
Dataverse File capacity	20 GB
Dataverse Log capacity	2 GB

Power Pages capacity	(Authenticated) Default per tenant	(Anonymous) Default per tenant	Accrued per Authenticated user capacity pack	Accrued per Anonymous user capacity pack
Dataverse Database capacity	5 GB	5 GB	2 GB	500 MB
Dataverse File capacity			16 GB	4 GB
Dataverse Log capacity	2 GB	2 GB	1 GB	250 MB

Power Apps, Power Automate, Copilot Studio, Power Pages and Dynamics 365 Sales, Customer Service, and Field Service applications leverage the same tenant and infrastructure. Dataverse capacity (Dataverse Database, Dataverse File, and Dataverse Log) is accrued across the tenant and shared amongst relevant application workloads.

There are additional Microsoft subscriptions beyond Power Platform that grant Dataverse capacity entitlements. Please see [this page](#) for details related to Project for the web, as well as the [Dynamics 365 Licensing Guide](#) for information related to other entitlements.

Dataverse allows integration with Outlook and SharePoint.

### Dataverse capacity types and purposes

Dataverse	Purposes
Database	Stores and manages table definitions and data
File	Stores attachments to notes or emails in Dynamics 365 Sales, Customer Service, and Field Service applications and Power Apps. These include documents, image files, videos, PDF files and other crucial files needed in an organization.
Log	Records table and column data changes over time for use in analysis and reporting purposes. Log capacity is designed to help organizations meet their auditing, compliance, and governance policies.

The first Power Apps OR Power Automate OR Copilot Studio OR Power Pages OR Dynamics 365 Sales, Customer Service, and Field Service subscription provides the one-time default capacity entitlement for the tenant. For example, if a new customer purchases Power Apps Premium, the tenant will receive 10 GB of default Dataverse Database capacity. Additional subscriptions do not add to the tenant's default capacity.

When additional subscriptions are added to the tenant, additional Dataverse capacity may *accrue* to the tenant. *Example: Assume that a new customer purchases 10 Power Apps Premium licenses and 20 Power Apps per app licenses. The total tenant wide pooled capacity will be as follows (note 1GB = 1,024MB):*

Default and Accrued Capacity Allocation	Default/tenant	Accrued/10 Enterprise USL	Total Tenant wide capacity
Dataverse Database capacity	10 GB	$10 * 250\text{MB} + 20 * 50\text{MB} = 3.5\text{GB}$	$10\text{GB} + 3.5\text{GB} = 13.5\text{GB}$
Dataverse File capacity	20 GB	$10 * 2\text{GB} + 20 * 400\text{MB} = 28\text{GB}$	$20\text{GB} + 28\text{GB} = 48\text{GB}$
Dataverse Log capacity	2 GB	NA	2GB

### Dataverse capacity add-ons

Apps, flows, or websites utilizing Dataverse will consume varying quantities of Dataverse Database capacity, Dataverse File capacity, and Dataverse Log capacity. Additional capacity is available through the Dataverse capacity add-ons.

Subscription Capacity/tenant	Additional Increment
Dataverse Database capacity add-on	1 GB
Dataverse File capacity add-on	1 GB
Dataverse Log capacity add-on	1 GB

Please note that Dataverse capacity add-ons do not apply to Dataverse for Teams scenarios (i.e., when a Dataverse for Teams environment reaches its limit, customers need to step up to full Power Apps, Power Automate, Copilot Studio or Power Pages licenses for additional capacity).

## Dataverse default capacity for Power Platform pay-as-you-go environments

### Dataverse default capacity

Environments configured to use Power Platform pay-as-you-go, receive a one-time entitlement of 1GB of Dataverse Database and 1GB of Dataverse File capacity per environment. These entitlements do not change based on the number of users using apps or custom websites in an environment. These pay-as-you-go environments do not consume tenant-wide Dataverse capacity. More information available [here](#).

Pay-as-you-go environments	Included per pay-as-you-go environment
Dataverse Database capacity	1 GB
Dataverse File capacity	1 GB
Dataverse Log capacity	N/A

### Dataverse capacity meters

With a pay-as-you-go enabled environment, Dataverse capacity meters can be used to [pay-as-you-go](#) for Dataverse usage as alternatives to the existing subscription capacity add-ons for overages. Dataverse pay-as-you-go capacity is billed based on the amount of capacity used in the environment, beyond the 1GB Dataverse Database capacity and 1GB Dataverse File capacity entitlements per environment. No capacity is allocated for Dataverse Logs. (Fractional usage is calculated to 2 decimal places in local currencies.)

**Meter definition:** Amount of capacity used in the environment beyond any entitled amounts (1GB database capacity and 1GB of file capacity per environment).

Dataverse Capacity/environment	Additional Increment
Dataverse Database capacity	1 GB
Dataverse File capacity	1 GB
Dataverse Log capacity	1 GB

# Additional Resources

## Multiplexing

Microsoft's Multiplexing rules protect against customers looking for ways to purchase fewer licenses than would otherwise be required to access a software or service. "Multiplexing" refers to the use of hardware or software to pool connections, reroute or indirectly access information, and/or reduce the number of devices or users that directly access or use a product. The most common form of Multiplexing is often thought of as "connection pooling", where many users are accessing an application through a single contact point. As technology in the world has advanced, there are many other forms of Multiplexing that have emerged, such as automated processes to migrate data, accessing applications indirectly, and more.

Multiplexing does not reduce the number of subscription licenses of any type required to access the Power Platform services. Any user or device that inputs data into, queries, views data from or otherwise

accesses Power Apps, Power Automate, Copilot Studio and Power Pages apps, directly or indirectly must be properly licensed. The number of tiers of hardware or software between Power Platform apps and the users or devices that ultimately use Power Platform indirectly does not affect the number of User SLs required. For additional information about multiplexing refer to the [Microsoft Multiplexing Overview](#).

## Licensing Requirements for External Users

External users\* must be appropriately licensed to access Power Platform services and data. Applicable licensing includes:

- An appropriate Power Platform User SL
- Power Pages Authenticated or Anonymous users/website capacity licenses
- Accessing via Power Automate per flow or Power Automate Process licenses
- Limited capabilities included with Dynamics 365, Office 365, or Windows licenses

Users must be appropriately licensed whether they are accessing directly or indirectly per multiplexing guidelines. More information on external guest user access is available [here](#).

\*External Users are defined as users that are not employees, onsite contractors or onsite agents of Customer or its Affiliates.

## Trials and Implementation

Sign-up for a free trial of

- Power Apps [here](#)
- Power Pages [here](#)
- Power Automate [here](#)
- Copilot Studio [here](#)
- AI Builder [here](#)

## Development and Testing

The free Developer Plan is intended for individual use allowing developers to learn and build skills on Power Apps, Power Automate and Dataverse. To learn more, click [here](#).

## Pricing

Power Apps, Power Automate, Copilot Studio and Power Pages price lists are located here:

- Power Apps: <https://powerapps.microsoft.com/en-us/pricing/>
- Power Automate: <https://powerautomate.microsoft.com/en-us/pricing/>
- Copilot Studio: [aka.ms/copilotstudio](https://aka.ms/copilotstudio)
- Power Pages: <https://powerpages.microsoft.com/en-us/pricing/>

## Power Platform Service Support

### Support Plans

The benefits included in the [Subscription Support Plan](#) are applicable for customers who license Power Platform solutions via MOSP, EA, MPSA, EAS, and EES. Learn more about Power Apps, Power Automate, Copilot Studio, Power Pages, and Dynamics 365 support [options](#):

- [Professional Direct Support for Dynamics 365 and Power Platform](#)
- [Unified Support](#) (for enterprise solutions)

SKU Name	Description	Price/month	Licensed
Professional Direct Support for Dynamics 365 and Power Platform	ProDirect Support Subs Per User for D365 and Power Platform	\$9	User*

\*Customer must acquire enough Professional Direct Support licenses to cover each Power Platform and Dynamics 365 license on its agreement, up to a maximum of 250 licenses.

## Appendix A: Terminology and Custom Tables

**Administration:** Administration is critical in order to establish boundaries and policies around the use of Power Apps in organizations

- Manage environments – space to store, and manage, and share data, apps, and flows
- Data policies – create and enforce policies that define how data can be shared

**App (definition of Power Apps per app):** An “app” is a combination of Power Platform assets that solves a specific business scenario.

- Each “per app” license provides use rights to run 1 custom app (canvas or model driven), or access 1 custom website.
- No limits on other components (e.g., forms, dashboards, etc.).

**Application Program Interface (API):** Any form of application programming interface that provides access to a Microsoft service and any associated tools, including sample code that enables interactions with Microsoft's services, and documentation that Microsoft makes available under these TOU, and includes all elements, components, and executables of such API.

### Application Types:

- **Canvas Apps:** Design and build a business application from a canvas in Microsoft Power Apps without writing code in a traditional programming language. Design the application by dragging and dropping elements onto a canvas, the designer has complete control over app layout.
- **Model-driven Apps:** Design is a component-focused approach to app development based on data model and business processes. Unlike canvas app development where the designer has complete control over application layout, with model-driven apps much of the layout is determined for you and largely designated by the components you add to the application.

**Connector:** It provides a way for users to connect their business data and leverage a set of pre-built actions and triggers to build their applications and workflows. Examples of connections: Dataverse (formerly Common Data Service), SharePoint, SQL, OneDrive, Excel, Dynamics 365.

- **Standard Connector:** Data sources within the Microsoft 365 ecosystem. Examples: Excel, Outlook, SharePoint, LinkedIn. A list of standard connectors is located [here](#).
- **Premium Connector:** Business systems beyond Microsoft 365. Examples: DocuSign, Zendesk, Jira Software.
- **Custom Connector:** To support more tailored scenarios, users can build custom connectors with their own triggers and actions. These connectors are function-based; data is returned based on calling specific functions in the underlying service. **Example:** Services that are not available as prebuilt connectors.
- **On-premises Connector:** Accesses on-premises data using a gateway. **Example:** Microsoft SQL Server.

**CRUD:** Create, read, update, and delete operations.

**Copilot:** Copilot is an AI assistant powered by Large Language Models (LLMs) that offers innovative solutions across the Microsoft Cloud. Copilots aim to enhance productivity, creativity, and data accessibility while providing enterprise-grade data security and privacy features. They bridge the gap between complex tasks and user-friendly solutions, providing a natural language conversational interface to interact with data, create automations, build applications, and even assist with coding tasks. Their integration within Microsoft platforms/products provides a more efficient digital workspace.

**Dataverse (formerly Common Data Service):** Dataverse lets you store and manage data that is used by business applications.

**Dataverse for Teams,** built atop Dataverse, delivers a built-in low code data platform for Microsoft Teams, and provides relational data storage, rich data types, enterprise grade governance, and one-click solution deployment.

Dataverse is designed to be used in any application (not just Teams) and includes additional security features such as auditing, sharing, column level and hierarchical security. For a detailed comparison on Dataverse for Teams and Dataverse capabilities, please refer to the public documentation [here](#).

**Desktop flow:** A feature in Power Automate targeting the RPA market by enabling legacy apps to be automated via GUI vs API.

- Processes executed via desktop flows can be contained within a broader API-based automation scenario or exist standalone.

**Flow (definition of flow within app context):** For both triggers and actions, flows included within an embedding application can connect:

- To any data source within the use rights of the embedding application
- Directly with the embedding application (via built in trigger/action)

**Generative AI:** Generative AI is a type of artificial intelligence focused on the ability of computers to use models to create content like images, text, code, and synthetic data.

Generative AI applications are built on top of large language models (LLMs) and foundation models.

- **LLMs** are deep learning models that consume and train on massive datasets to excel in language processing tasks. They create new combinations of text that mimic natural language based on its training data.
- **Foundation models** are large ML models pre-trained with the intention that they are to be fine-tuned for more specific language understanding and generation tasks. These models are utilized to discern patterns within the input data.

After these models have completed their learning processes, together they generate statistically probable outputs when prompted and they can be employed to accomplish various tasks, including:

- Image generation based on existing ones or utilizing the style of one image to modify or create a new one.
- Speech tasks such as transcription, translation, question/answer generation, and interpretation of the intent or meaning of text.

**Robotic Process Automation (RPA):** A market for process automation that encompasses the use of an application's graphical user interface (GUI), where a user records a series of steps/actions/tasks for the automation technology to then perform as a process by repeating directly in the GUI.

**RPA robot or "bot":** A GUI-based process running on a desktop or virtualized environment.

- **Attended bot:** Triggered by an explicit user action on their workstation, i.e., a local or remote desktop
  - Must operate concurrently with the user on the same workstation
  - Can run more than one discrete process, but each process must be serialized to run sequentially
- **Unattended bot:** Runs autonomously without requiring user actuation
  - Can be deployed on a local or remote desktop, or other virtualized environment
  - Can run more than one discrete process, but each process must be serialized to run sequentially
  - Concurrent instances of a singular process require an additional unattended bot for each instance

**Tables:** A set of records used to store data. Tables let users model business data for use within an organization's business applications. Examples of tables: Account, Contact, Lead, Opportunity.

- **Standard tables:** Dataverse provides business tables, out of the box, that represent most commonly used tables across business applications. **Examples:** Account, Appointment, Contact, Email, etc.
- **Custom tables:** Tables that are created by the customer/partner for a specific business need. For example, type of machine is not a standard table, so it can be created as a custom table.
- **Restricted tables:** Tables that requires a Dynamics 365 license for full access. Examples: Case, SAL, Knowledge Articles. For list of restricted tables click [here](#).
- **Complex tables:** These are tables that use complex server-side business logic. Any table (whether standard or custom) becomes complex once the customer/partner associates the table with the custom business logic. Example: any table that uses a real-time workflow or code plug-in.

**Workflows:**

- **Background workflows:** Task automation across systems and services. Runs in the background.
- **Real-time workflows:** Task automation across systems and services. Runs in a real time manner.
- **Business process flows:** Structured stateful human interactive workflows which are composed of multiple steps, allows branching/stage gating, and includes process KPIs and reporting.

## Appendix B: Dynamics 365, Microsoft/Office 365, and Windows licenses that include Power Platform capabilities

### Dynamics 365

Qualifying License	Limited Use Rights Included with Qualifying License		
	Power Apps	Power Automate	Power Pages
Dynamics 365 Sales Premium	○	○	○
Dynamics 365 Sales Enterprise	○	○	○
Dynamics 365 Sales Professional		○	
Dynamics 365 Customer Service Enterprise	○	○	○
Dynamics 365 Customer Service Professional		○	
Dynamics 365 Field Service	○	○	○
Dynamics 365 Project Operations	○	○	○
Dynamics 365 Team Members		○	
Dynamics 365 Finance	○	○	○
Dynamics 365 Finance Premium	○	○	○
Dynamics 365 Supply Chain Management	○	○	○
Dynamics 365 Supply Chain Management Premium	○	○	○
Dynamics 365 Commerce	○	○	○
Dynamics 365 Human Resources	○	○	○
Dynamics 365 Operations – Activity		○	
Dynamics 365 Business Central	○	○	○
Dynamics 365 Business Central Team Members		○	
Dynamics 365 Intelligent Order Management	○	○	○

### Microsoft 365\*, Office 365, and Windows

Qualifying License	Limited Use Rights Included with Qualifying License				
	Power Apps	Power Automate		Microsoft Copilot Studio for Teams	Dataverse for Teams
		Cloud flows	Desktop flows		
Office 365 E1	○	○		○	○
Office 365 E3	○	○		○	○
Office 365 E5	○	○		○	○
Office 365 F3	○	○		○	○
M365 Business Basic	○	○		○	○
M365 Business Standard	○	○		○	○
M365 Business Premium	○	○	○	○	○
Microsoft 365 F1					
Microsoft 365 F3	○	○	○	○	○
Microsoft 365 E3	○	○	○	○	○
Microsoft 365 E5	○	○	○	○	○
Windows 10 Pro			○		
Windows Enterprise E3			○		
Windows Enterprise E5			○		
Office 365 A1	○	○			
Office 365 A3 <sup>1</sup>	○	○		○	○
Office 365 A5 <sup>1</sup>	○	○		○	○
Microsoft 365 A1 <sup>2</sup>	○	○			
Microsoft 365 A3 <sup>1</sup>	○	○	○	○	○
Microsoft 365 A5 <sup>1</sup>	○	○	○	○	○
Windows Education A3 <sup>1</sup>			○		
Windows Education A5 <sup>1</sup>			○		

<sup>1</sup>Also included in Student Use Benefit

<sup>2</sup>Included via accompanying Office 365 A1

\*Microsoft 365 is governed by the License Terms of the individual products and services comprising Microsoft 365, as modified by the License Terms in the Microsoft 365 Product Entry. For more information on Microsoft 365 and Office 365 Suites licensing channels and segment availability, refer to the [Product Terms](#).



## Appendix C: Change Log

Page(s)	Topic	Change	Action	Date
25	AI Builder	Update	Rate card: AI Prompts and create text with GPT 3.5 updated from \$0.008/1k tokens to \$0.003/1k tokens	June 2024
25	AI Builder	Update	Rate card: Object detection updated from \$0.01/Image to \$0.005/Image	June 2024
8, 23, 27	Power Pages	Update	Dataverse Log capacity (Accrued) added	June 2024
12-14, 17	Power Automate Hosted Process	New	Full license replaces Hosted RPA add-on	May 2024
Various	Power Apps/Automate use rights w/M/O365	Update	Renamed Power Apps Basic and Power Automate Basic	April 2024
19-20	Copilot Studio	New	Copilot Studio in Copilot for Microsoft 365	February 2024
7, 18-20	Microsoft Copilot Studio	New	Formerly Power Virtual Agents	December 2023
Various	Power Automate	Clarified	Entitlement per tenant/environment	October 2023
7,14	Power Automate	New	Power Automate Process	August 2023
7,13	Power Automate	Rebranded	Power Automate per user w/attended RPA renamed to Power Automate Premium	August 2023
5,10	Power Apps	Rebranded	Power Apps per user renamed to Power Apps Premium	August 2023
20, 21	AI Builder	Updated	Tiered pricing	May 2023
28	AI Builder	Updated	Rate card update	February 2023
Various	Managed Environments	Updated	D365 requirement, within app context	February 2023
12, 17	Power Automate	New	Hosted RPA	January 2023
Various	Power Platform	New	Managed Environments	January 2023
Various	Power Pages	New	Power Pages	Nov 2022
24	AI Builder	Updated	Image Classification added to rate card	June 2022
Various	Power Platform	Clarified	Minor clarifications	May 2022
24	AI Builder	New	Service credit consumption rates by capability and operation listed	April 2022
20	Power Virtual Agents for Teams	Clarified	Chat sessions per user/24 hours	April 2022
5	Power Apps	New	Power Apps per app pay-as-you-go plan	March 2022
22, 23	Dataverse	New	Power Platform pay-as-you-go Dataverse capacity	March 2022
10, 17	Power Apps and Power Automate capacity add-on	Rebranded	Rebranded as Power Platform Requests add-on	Feb 2022
4, 5	Power Apps	New	AI Builder service credits	Dec 2021
5	Power Apps	New	Dynamics 365 Field Service use rights for work orders	Dec 2021
Various	Power Platform requests	Updated	Updated footnotes	Nov 2021
28	Appendix B	Updated	Dynamics 365 Intelligent Order Management added	Oct 2021
3, 4	Power Apps per app	Updated	Entitlements updated	Oct 2021
Various	WinAutomation	Updated	End of support	Oct 2021
8	Power Apps Portals	Updated	Channels for per login add-on	June 2021
11, 17	Power Automate	New	Process Advisor	June 2021
Various	Microsoft Dataverse	Updated	Terminology change from entities to tables	May 2021

© 2020 Microsoft Corporation. All rights reserved.

This document is for informational purposes only. MICROSOFT MAKES NO WARRANTIES, EXPRESS OR IMPLIED, IN THIS DOCUMENT. This information is provided to help guide your authorized use of products you license; it is not your agreement. Your use of products licensed under your license agreement is governed by the terms and conditions of that agreement. In the case of any conflict between this information and your agreement, the terms and conditions of your agreement control. Prices for licenses acquired through Microsoft resellers are determined by the reseller.